



Town of Constantia Northshore Sewer Project

March 2022

- Failing/inadequate septic systems threaten:
 - Public Health
 - Oneida Lake Water Quality
 - Aquatic Life
 - Recreation
 - Economic Activity
- North Shore Sewer District
 - Interest Surveys
 - Identified high priority areas of need
 - Used resident feedback to create district
 - Coordination with NYSDEC
- Intermunicipal agreement with Village of Cleveland
 - Wastewater treated at Cleveland WWTP



Constantia-Bernhards Bay Sewer District - \$39.015 Million

- Sewer Mains
 - 24 miles of low-pressure main
 - Sewer main cleanouts
 - Air-valve manholes
- Collection System
 - Grinder pumps
 - Laterals
 - Electrical panels
 - Decommission existing septic systems
- Cleveland WWTP Upgrades and Expansion



- Grants

- Water Infrastructure Improvements (WIIA) Grant
 - \$5 Million
- Water Quality Improvements Program (WQIP) Grant
 - \$4.6 Million
- USDA Rural Development Grant
 - \$3 million



- Loans

- NYSEFC "Hardship" Loan
 - 30 year loan, 0% interest free
 - \$20 Million
- USDA Rural Development Poverty-Rate Loan
 - 38 year loan, 1.125 % interest
 - \$6.4 Million



- Project Cost Based On Entire Project Area
 - ~900 connections
 - \$39.015 Million dollars

Target Annual User Cost	
Debt Service ₁	\$650
System Operation & Maintenance	\$100
SLA	\$80
Annual Grinder Pump Electrical Cost	\$20
<i>TOTAL₁</i>	<i>\$850</i>

1 Project Authorization up to \$776/year debt service, \$976 total

Year	Project Step
2022	Home Inspections for Grinder Pumps Wastewater treatment plant (WWTP) in design
2023	Construction begins on WWTP Design begins on Sewer System including sewer mains and grinder pumps
2024	Construction ends on WWTP Construction Begins on Sewer System
2025	Construction Ends on Sewer System and Grinder Pumps Project Completion

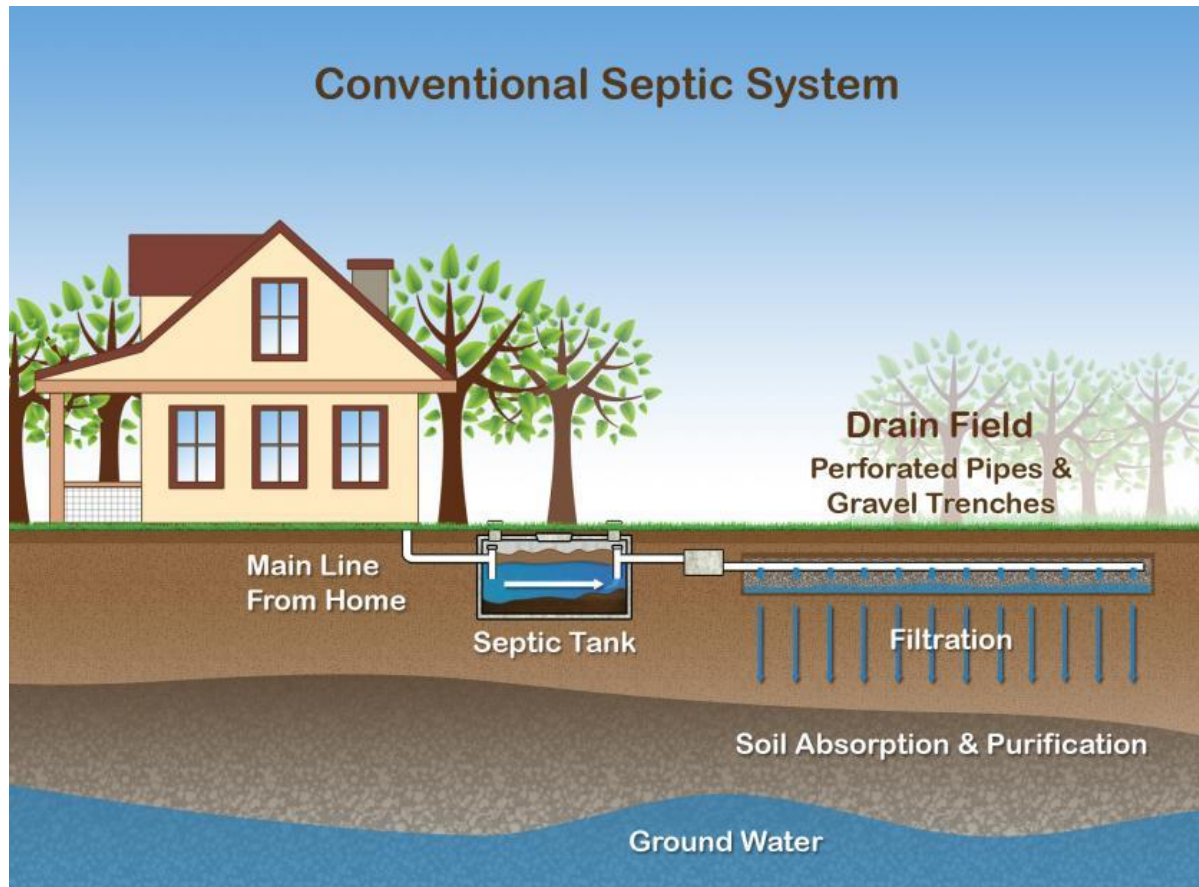
Step 1:

- House Inspections
 - Send letters to Homeowners
 - Schedule Inspection
 - Meet with Homeowner
 - Sign Easements

Step 2:

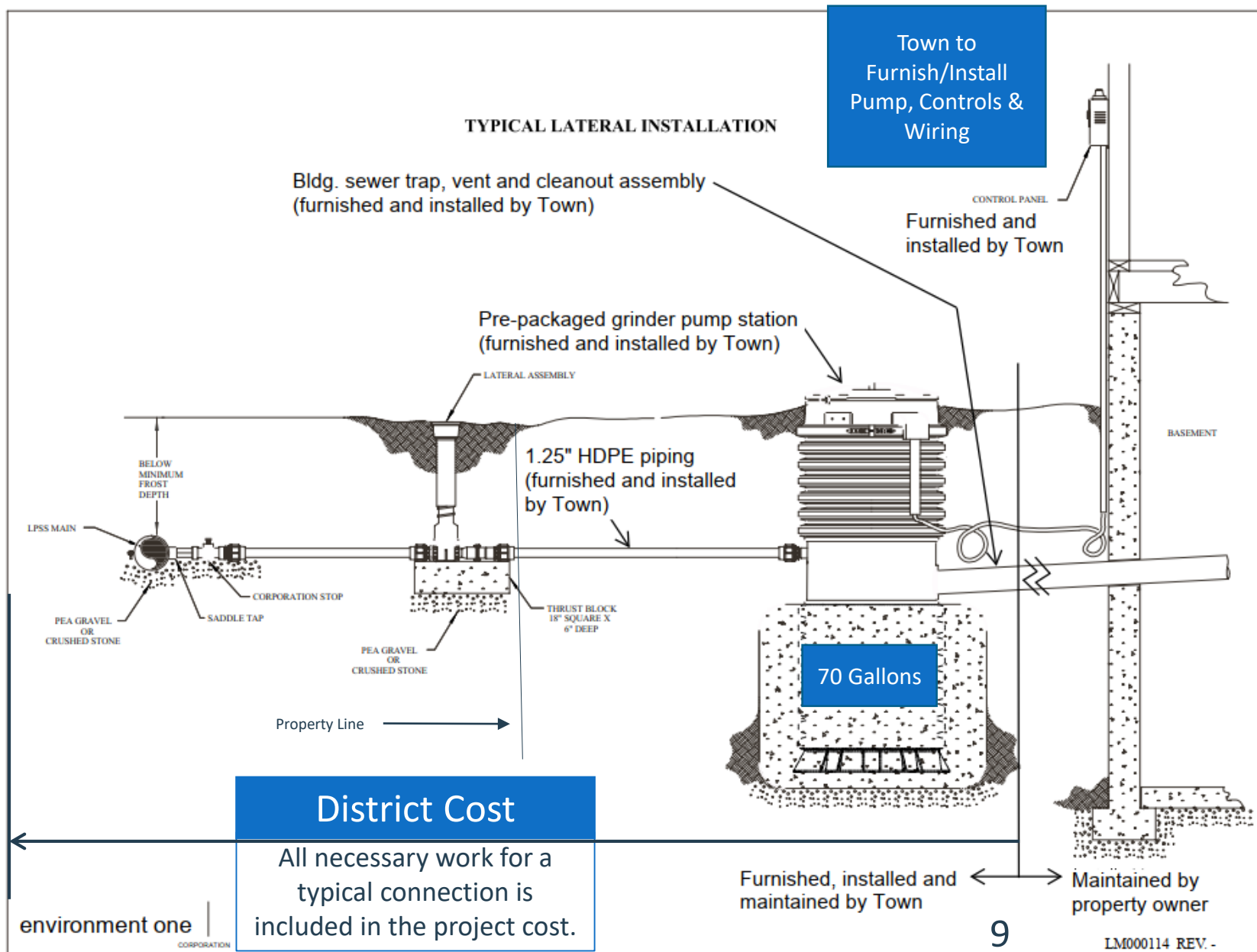
- Use information to guide design





Typical Sewer System Connection

“Turn-Key” Sewer System




Typical Grinder Pump Installation

Barton & Loguidice



Typical Grinder Pump



Approx. 8'



Typical Pump
Alarm Panel



- B&L Engineer meets with homeowner to discuss:
 - Preferred location for the new grinder pump,
 - Locate the connection from the home to existing septic system,
 - Access the home's electrical system and identify necessary improvements,
 - Locate other existing utilities
 - Identify homeowner needs or concerns
 - Obtain a signed easement for construction and maintenance, and
 - Obtain a signed permission form to perform shovel testing



Home Inspection Team



Jacqueline Novak



Howard "Buck" Haines



Ben Girard

- See Handout Provided
 - Why do I need a grinder pump?
 - Am I required to connect?
 - How will I be billed for my use of the Sewer System?
 - Where will you install my grinder pump?
 - When can I schedule a home inspection?
 - What do I need to have prepared for the home inspection?
 - How do you decommission my septic tank?
 - If I own a vacant parcel, will I get a Grinder Pump?
 - Who will pay for the power required to operate my Grinder Pump?
 - How much electricity does a grinder pump use?
 - Who will maintain the Grinder Pump?
 - Can I drive over my Grinder Pump?

- See Handout Provided
- Can I hook up my sump pump, gutters, or floor drains into the Grinder Pump?
 - No. These are illegal connections which can cause damage and excess flows. If illegal connections are found, property owners will be fined.
- Will there be limitations on what I can put down my drains?
 - Yes. Examples of prohibited items include:
 - Sump Pump Connections
 - Wipes and Flushable Wipes
 - Diapers (both disposable and reusable)
 - Feminine Products
 - Fats, Oils, and Grease
 - Bandages, Towels, Sheets, Clothes
 - Paints, Paint Thinners
 - Solid Objects Such As Tools, Toys, etc.
 - Kitty Litter, Sand, Potting Soil
 - Anything beyond typical bodily waste

Questions?

The experience to
listen
The power to
solveSM

BartonandLoguidice.com

